

FM FRANCIS MARION UNIVERSITY
FY2023-24 Budget Requests

Summary of Requests	
Recurring	\$ 2,500,000
Non-Recurring (Non-Capital)	\$ 500,000
Capital	\$ 9,000,000
Total	\$12,000,000

Recurring Requests:

University Tuition Mitigation - \$2,500,000

- The Higher Education Price Index is expected to increase to 5.7%.
- FMU anticipates an increase of \$2.5 in institutional costs for FY2023-24.
- This appropriation will allow FMU to maintain tuition and required fees at the current level.

Non-Recurring (Non-Capital) Requests:

Security Connectivity and Monitoring to Main Campus - \$500,000

- The continued growth and development of FMU programs and facilities within the region has created the need to enhance security monitoring at these remote sites.
- While adequate security was installed when these facilities were built or acquired, an upgrade to the systems is now required to accommodate continuous and more extensive monitoring from the main campus and to provide necessary on-site security.
- These resources will provide more secure data connections with greater capacity, improved camera and monitoring systems in remote locations, and necessary upgrades to the campus security monitoring system that will provide greater protection for university students, personnel, and assets.


Capital Requests:

Founders Hall Renovation - \$9,000,000

- Founders Hall (1971) has provided instructional space since the university's founding.
- The building provides space for a number of academic programs including English, History, Political Science, Geography, Modern Languages, Philosophy & Religious Studies, Sociology, and African & African American Studies. Currently, the School of Business and School of Education are also located in Founders Hall; these programs will be relocated upon the completion of a new facility currently underway, providing the opportunity to fully renovate this structure for the first time since its construction.
- Extensive renovation is necessary to enhance available space, improve instructional technology, and update mechanical systems.
- The renovation will extend the life of the existing facility for three decades.

Provisos:

- 1A.32 - \$350,000 Allocation to the Center of Excellence to Prepare Teachers of Children of Poverty (current proviso)
- No Proviso Changes Requested

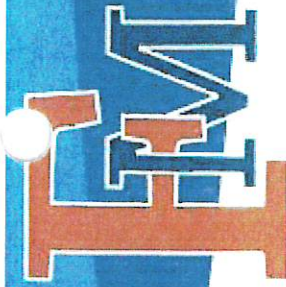


**FRANCIS
MARION
UNIVERSITY**

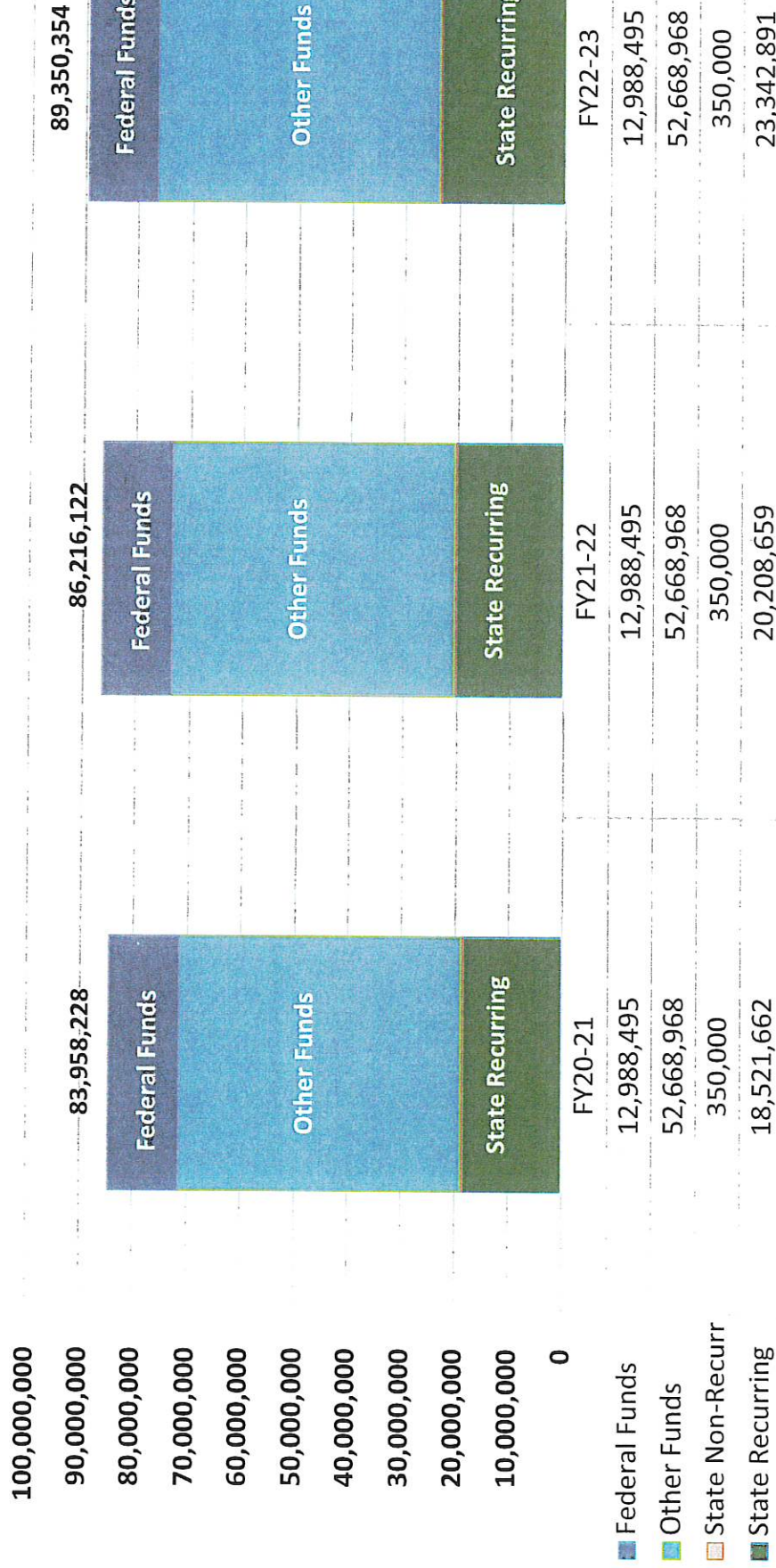
**House Ways & Means
Higher Education &
Technical College
Subcommittee**

**FY 2023-24
Budget Hearing**

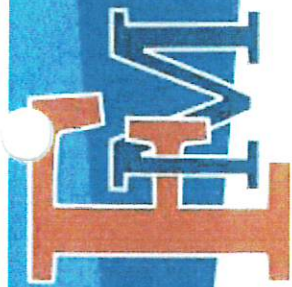




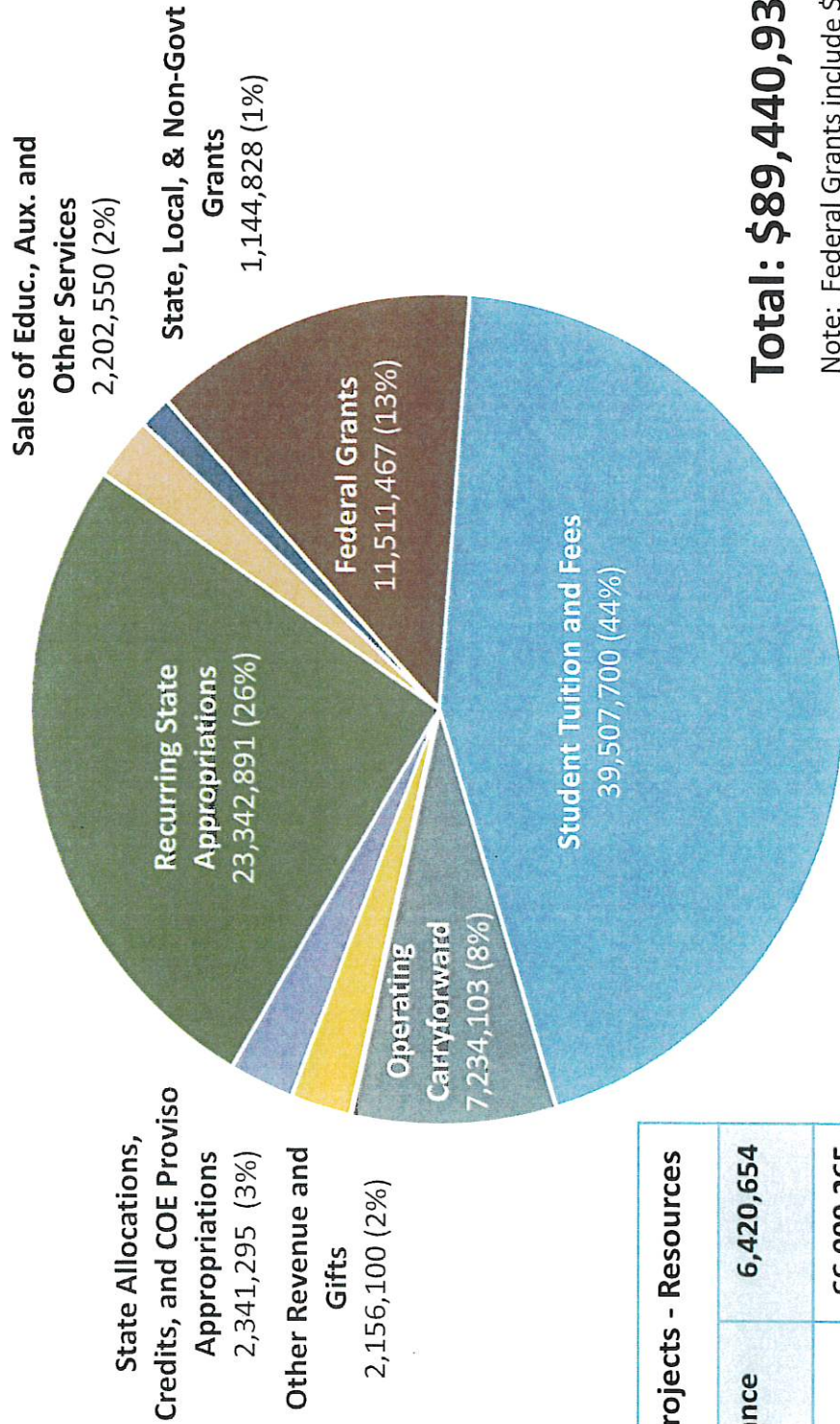
Appropriations History



FY22-23 Note: Retirement credit of **\$303,449**; state recurring allocation increases for pay plan of **\$636,794**, health insurance of **\$309,314**, retirement of **\$168,572**; and state non-recurring allocation of **\$406,964** for employee bonuses are not included in the chart above.



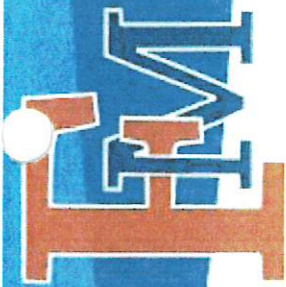
Projected Current Revenue FY22-23



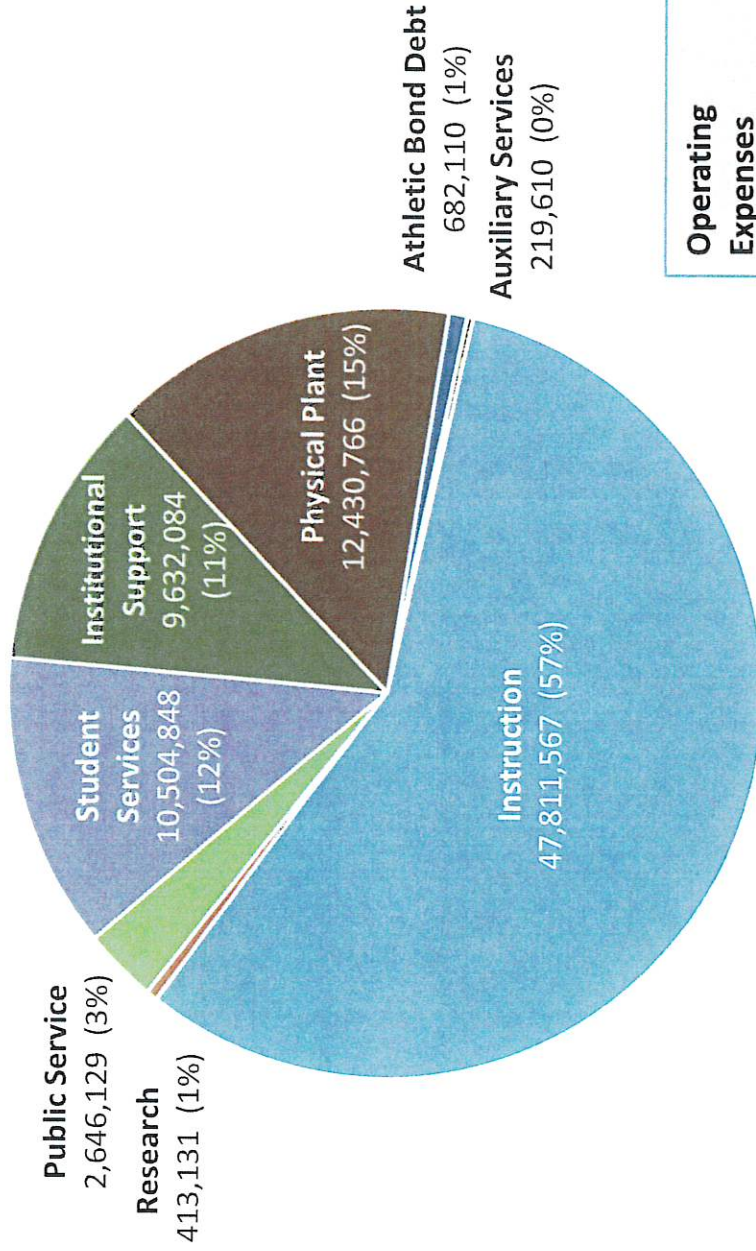
Total: \$89,440,934

Note: Federal Grants include \$4,744,715 of HEERF aid for Covid-19 response.

Capital-Related Projects - Resources	
Deferred Maintenance Projects	6,420,654
Capital Projects	66,999,265
Total	73,419,919

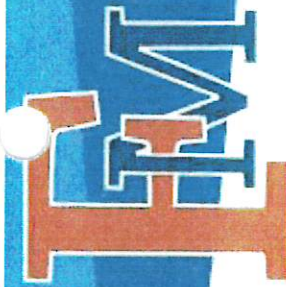


Projected Current Expenses FY22-23



Operating Expenses	84,340,245
Carryforward & Reserves	6,114,652
Total Operating	90,454,897

Note: Expenses include \$5,277,541 of HEERF aid for Covid-19 response.



Recurring Budget Request

Request

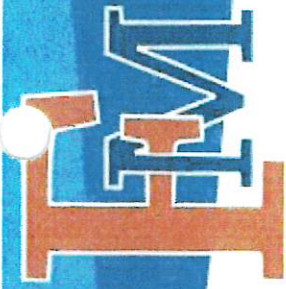
Amount

Summary

Tuition Mitigation Funding

\$2,500,000

FMU tuition and required fees have remained at the same level for the past four years. Recent inflationary trends have increased base costs with the projected Higher Education Price Index for 2022 at 5.7%, more than double the prior year. This funding is essential to maintain current tuition levels with no increases for students and parents.



Non-Recurring Budget Request

Request

Amount

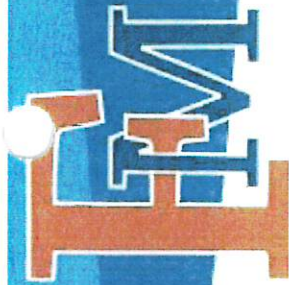
Summary

Remote Campus Security Connectivity and Monitoring

\$500,000

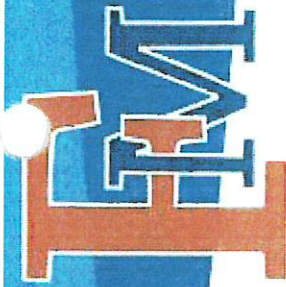
Due to the continued growth and development of FMU programs and facilities within the region, there is a growing need to enhance security monitoring at remote sites.

This funding will provide for more secure data connections with greater capacity, improved camera and monitoring systems in remote locations, and upgrades to the campus security monitoring system necessary to protect university students, personnel, and assets.




Capital Budget Request

Request	Amount	Summary
Founders Hall Renovation	\$9,000,000	<p>Founders Hall, constructed in 1971, has provided instructional space for FMU students since the founding of the university. While general maintenance has kept the building operational, a more extensive renovation is needed to create a layout conducive to changing instructional methods and to update mechanical systems.</p> <p>This request will provide for necessary mechanical system replacements, life-safety and compliance upgrades, and the renovation of classroom spaces to facilitate modern instructional methodologies.</p>

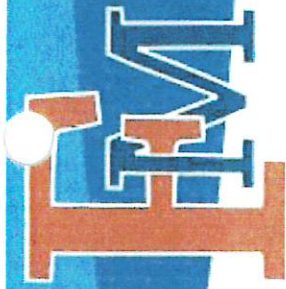


Provisos

Proviso #	Disposition	Purpose & Justification
1A.32	Keep	Allocation of \$350k to the Center of Excellence to prepare teachers of children of poverty. This programmatic support is especially critical to the Pee Dee region since K-12 teachers in the area are significantly more likely to teach children from impoverished areas.




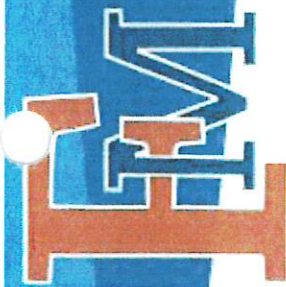
Appendix



Student Enrollment

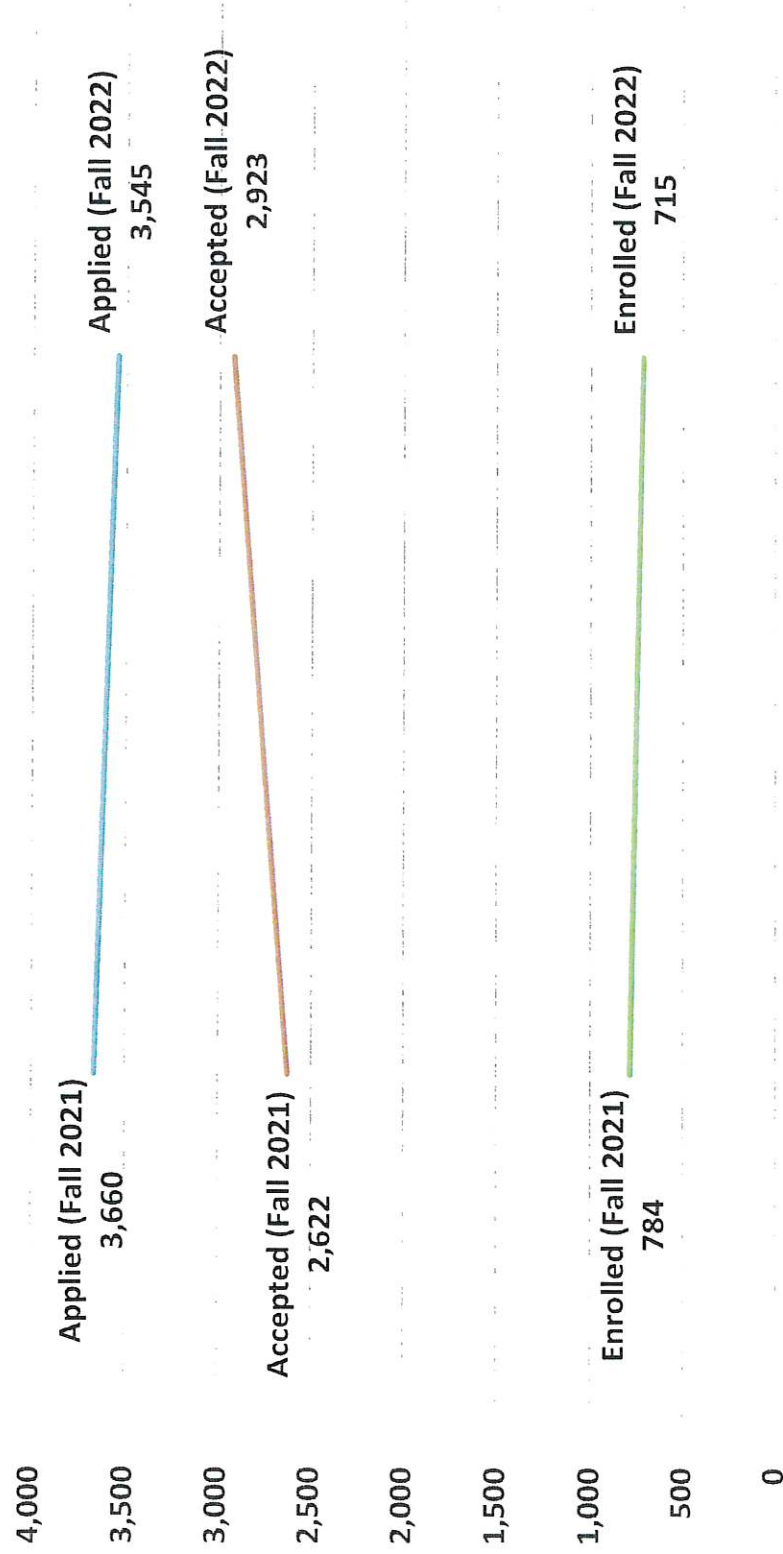
Student Enrollment

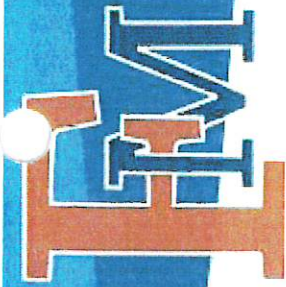




Student Enrollment


New Students Applied, Accepted, & Enrolled



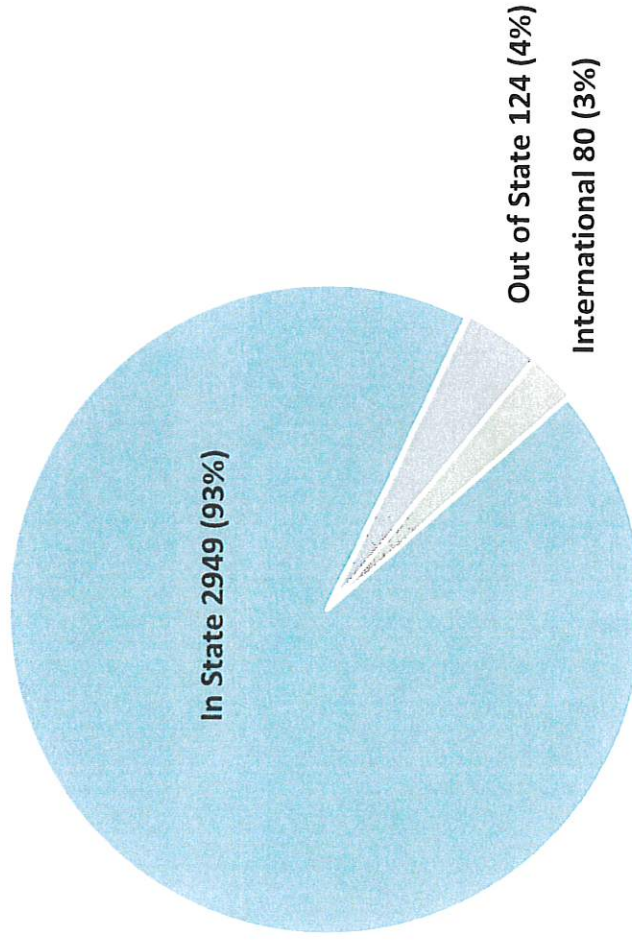


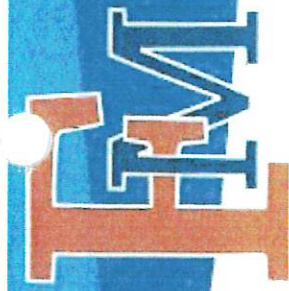
Student Enrollment

Headcount



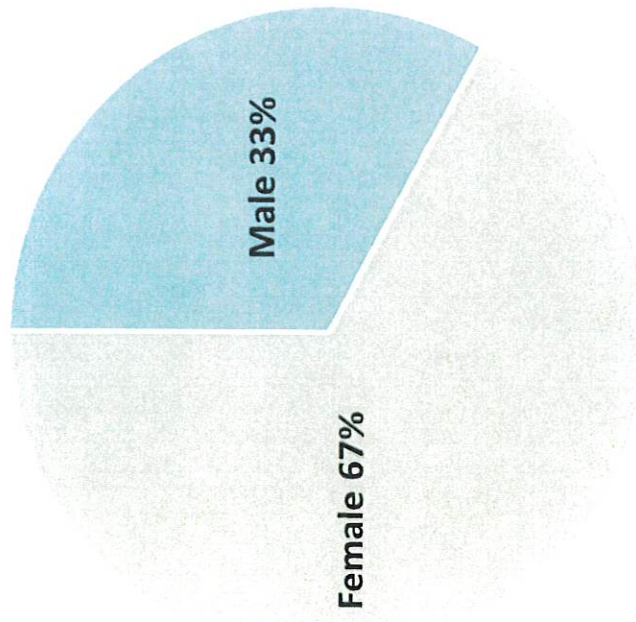
FTE



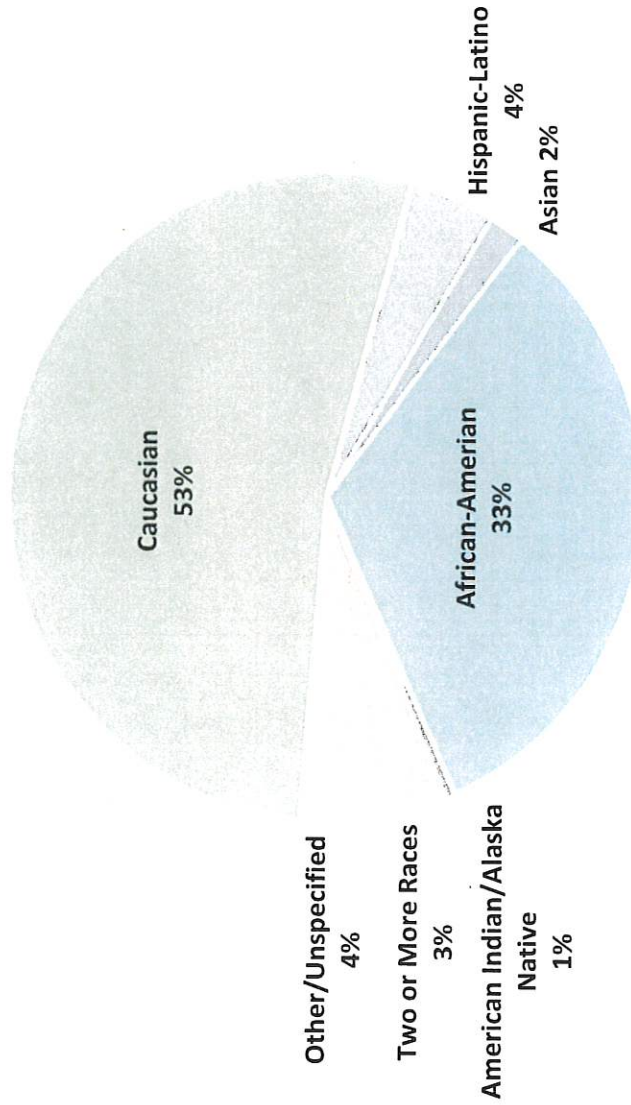



Student Demographics

Gender





Race or Ethnicity






Student Success Rate



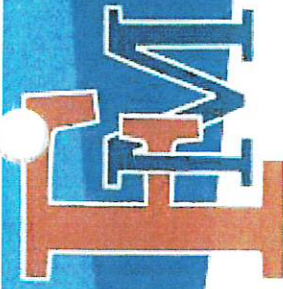


Undergraduate Tuition & Required Fee History

	FY2018-19 Increase	FY2019-20 Increase	FY2020-21 Increase	FY2021-22 Increase	FY2022-23 Increase
Tuition	2.00%	0%	0%	0%	0%
Tuition and Required Fees	2.93%	0%	0%	0%	0%



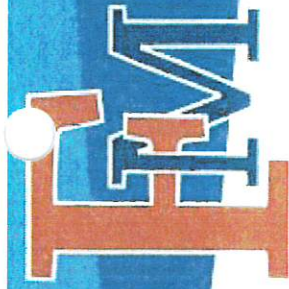
Legend: ■ In-State Tuition and Fees (per Semester) ■ Out-of-State Tuition and Fees (per Semester)



Tuition Calculation

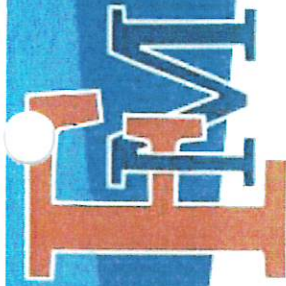
Fall 2022 Tuition and Required Fees (per semester)

	Undergraduate		Graduate		Nursing & Engineering Upper Division- Undergrad		Nursing - Graduate		Speech Pathology	
	In State	Out-of- State	In State	Out-of- State	In State	Out-of- State	In State	Out-of- State	In State	Out-of- State
Tuition										
Education & General	5,092	10,284	5,206	10,512	8,018	16,136	8,132	16,364	9,664	19,428
Plant Improvement	100	100	100	100	\$100	100	100	100	100	100
Total Tuition	5,192	10,384	5,306	10,612	8,118	16,236	8,232	16,464	9,764	19,528
Required Fees										
Registration	20	20	20	20	20	20	20	20	20	20
Student Activity	156	156	156	156	156	156	156	156	156	156
Information Tech.	112	112	112	112	112	112	112	112	112	112
Facility	100	100	100	100	100	100	100	100	100	100
Total Tuition and Required Fees	5,580	10,772	5,694	11,000	8,506	16,624	8,620	16,852	10,152	19,916



Scholarships & Grants

FY21-22 Aid	Students	Amount
Federal Pell Grant	1,636	8,026,730
Federal Supplemental Educational Opportunity Grant (SEOG)	241	220,708
Vocational Rehabilitation Grant	12	88,277
Federal Grants and Scholarships	1,889	8,335,715
LIFE, Hope Scholarship and LIFE Enhancement	1,285	6,142,801
Palmetto Fellows and PF Enhancement	86	690,894
National Guard Assistance Grants	63	547,653
SC Need Based Grant	1,238	3,187,663
Lottery and State Grants and Scholarships	2,672	10,569,012
FMU Scholarships, Outside Scholarships and Grants	1,045	3,492,130
Total Grants and Scholarships	5,606	22,396,857

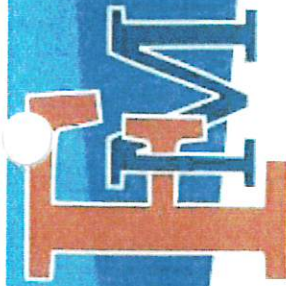


Outstanding Debt Report

as required by Proviso 11.16

Series 2022 Athletic Facilities Revenue Bonds – these bonds were issued to renovate an Athletic Facility (Smith University Center) and to refund the Series 2009A Athletic Facilities Revenue Bonds.

Total Debt	\$10,528,759
Total Principal	\$8,610,000
Total Interest	\$1,918,759
Year Incurred	2022
Pay Off Date	2034
Interest Rate	3.18%
Average annual principal expense	\$662,308
Average annual interest expense	\$147,597
Average annual debt service expense	\$809,905




Employees

Employee Headcount	
Full-time Faculty	230
Part-time Faculty	101
Full-time Staff	257
Part-time Staff	22
Total	610


FY22 Total payroll: \$34,548,697

FTEs		
	Authorized	Vacant
State	300.18	29.10
Federal	0.75	0.75
Other	190.43	21.26
Total	491.36	51.10




Employee Gender


All Employees



Administration

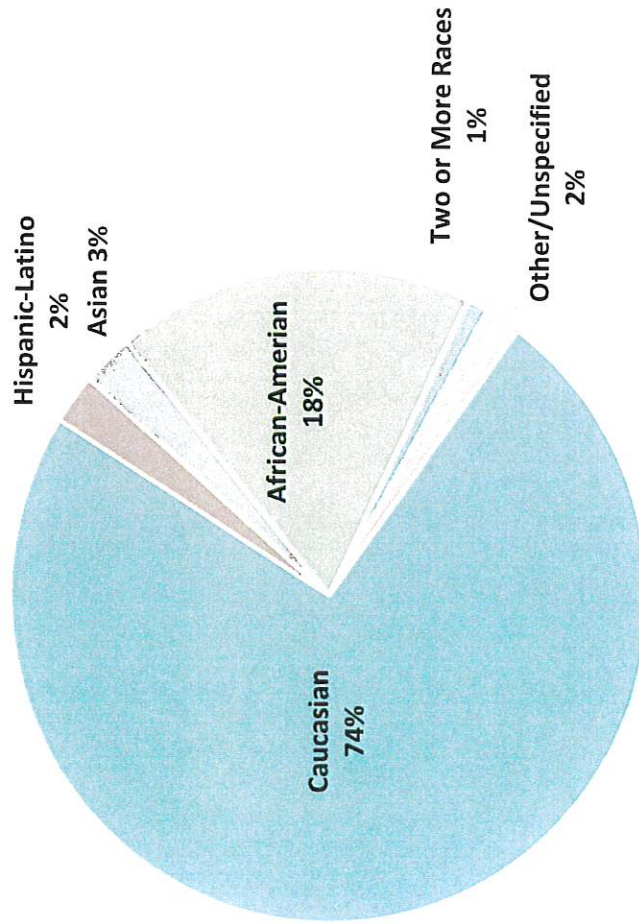


Note: Administration includes Senior Staff, Deans, and Chairs.

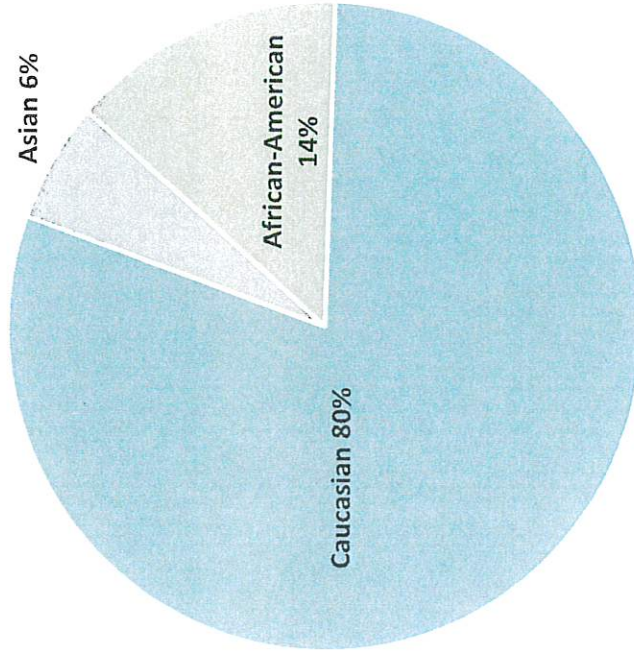


Employee Race or Ethnicity

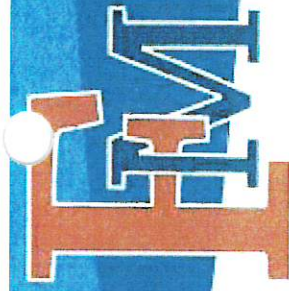
All Employees



Administration




Note: Administration includes Senior Staff, Deans, and Chairs.



4% Tuition Waiver & Abatements


Program	Level	FY19-20			FY20-21			FY21-22		
		Students	Res	Non-Res	Students	Res	Non-Res	Students	Res	Non-Res
4% Waivers	Freshman	2	2	0	67	64	3	1	1	0
	Sophomore	4	4	0	28	26	2	3	3	0
	Junior	2	2	0	22	20	2	3	3	0
	Senior	5	5	0	15	14	1	8	7	1
	Other	1	1	0	11	10	1	2	2	0
	Total		14	14	0	143	134	9	17	16
Full Abatements	Freshman	27	0	27	25	0	25	29	0	29
	Sophomore	41	0	41	27	0	27	27	0	27
	Junior	56	0	56	47	0	47	28	0	28
	Senior	20	0	20	32	0	32	47	0	47
	Other	13	0	13	11	0	11	13	0	13
	Total	157	0	157	142	0	142	144	0	144

Notes: All 4% waivers are provided based on academic merit or financial need. Waivers are used as a supplement to the FMU scholarship programs. FMU has not offered partial abatements in the three-year period covered.



Capital Projects


Project Number / Name	Status	Source of Funds	Balance
School of Education / School of Business Building Project 9538	A-1 to increase budget in progress. Design-Build Team selected. Construction begins in January 2023.	\$23,000,000 \$17M - FY21-22 Proviso 118.18 (B)(14) \$6M - 2021 Capital Reserve Act	\$22,999,265
Smith University Center Project 9582	Phase II approved and Athletic Revenue Bond Issuance approved. Design-Build Team selected. Construction begins in March 2023	\$5,000,000 \$4M - Athletic Bond Revenue bonds \$1M - FMU Capital Maintenance Reserve	\$5,000,000
Medical Education Consortium Building	Phase I A-1 preparation in progress. Selection process begins in January 2023	\$21,000,000 FY21-22 Proviso 118.18 (B)(14)	\$21,000,000
Forestry & Environmental Sciences Building	Selection process begins in January 2023	\$18,000,000 \$8M - 2022 Appropriation Act \$10M - 2022 Capital Reserve Act	\$18,000,000



Deferred Maintenance Projects

- The Campus Development Plan (approved by the FMU Board of Trustees in November 2022) serves as a consolidated capital and maintenance plan.
- In FY21-22, FMU spent \$2,694,321 on general maintenance needs.
- In addition, the University currently has the following deferred maintenance projects in progress or soon to be started:

State Projects	Status	Source of Funds	Balance
Campus Wide Renovations Project 9583	A-1 Phase II Approved	\$1,545,000 FY21-22 Proviso 118.18	\$1,107,620
Roads, Parking Lots, and Sidewalks Project 9584	A-1 Phase II Approved	\$3,178,113 FY21 Capital Reserve Act	\$2,978,034
McNair & Leatherman Buildings Renovations Project 9585	A-1 Phase II Approved	\$1,150,000 FY21-22 Proviso 118.18	\$1,150,000
HVAC Systems Project 9588	A-1 Phase II Approved	\$1,185,000 \$821,887 - FY21 Capital Reserve Act \$363,113 - FY21-22 Proviso 118.18	\$1,185,000



Awards & Accolades

